



Sectre CC1510

Constant Curvature
Passive Speaker



CC1510 Passive Speaker, Constant Curvature

Designed and manufactured in the UK, the CC1510 is a very high output constant-curvature, two-way loudspeaker, suitable for the nightclub/entertainment and Live House market, where high SPL is required. Moving beyond the conventional black loudspeaker enclosure, Sectre features contemporary industrial design, to be seen as well as heard.

Using Italian-made transducers, CC1510 features a high performance 15" neodymium driver with 3.5" voice coil, vented gap and demodulation ring, plus an array of four wide-bandwidth 1" compression drivers, loaded by a large horn and waveguide assembly. This enables the CC1510 to deliver very high output levels and reliability, whilst maintaining a clear, low-distortion tonal balance.

The large HF horn provides 100° x 10° pattern control down to below the 1.2kHz crossover point. Sectre cabinets are user-rotatable, allowing the HF horn to be deployed on the left or right of the array. The LF driver is loaded by a phase bung, which boosts output at the upper end of the LF operating band, providing superior vocal projection compared to a direct-radiating driver.

An integral two-point flying system allows arrays of up to six Sectre loudspeakers to be built. A flying bar is available for deployment of vertical arrays, using one- or two-point suspension. Using a combination of CC1510 and CC1530 models, arrays can be built to match the coverage and SPL requirements of the venue.

Construction is no-compromise, using an 18mm Baltic birch ply cabinet, with a tough, dark grey Polyurea (PU) coating. The cloth-backed, silver coloured steel grille is zinc plated and covered in an exterior-grade powder coat, providing superior corrosion resistance. For ease of installation, the logo badge is user-rotatable, without requiring tools.

A high-quality, hand-built passive crossover and 8-ohm nominal impedance allows two Sectre loudspeakers to be driven by one channel of the LS8Q or LS12Q four channel amplifiers. Up to eight Sectre loudspeakers can be driven by one LS series amplifier, which also comes pre-loaded with DSP EQ presets and limiter settings for Sectre arrays.

For additional low frequency output, Sectre can be partnered with the AS218 direct-radiating subwoofer.



System Type: Passive Two-way, Constant Curvature

Loading.....Front Ported
Cabinet.....18mm Baltic Birch Ply
Shape.....Trapezoid

System Specification

Power Handling (continuous/RMS).....600W
Power Handling (peak, 6dB crest factor).....2400W
Sensitivity (2.83V/1m) 4PI Full Space.....LF: 100dB, HF: 110dB
Impedance.....8 ohms

Drivers

LF.....15" 380mm die-cast chassis/basket, 3.5" 88mm Voice Coil with Neodymium magnet, waterproof cone on front side
HF.....4 x 1" wide bandwidth drivers, 1.4" 36mm Voice Coil with Neodymium magnet and High Temperature Polymer diaphragm

Acoustic Specification

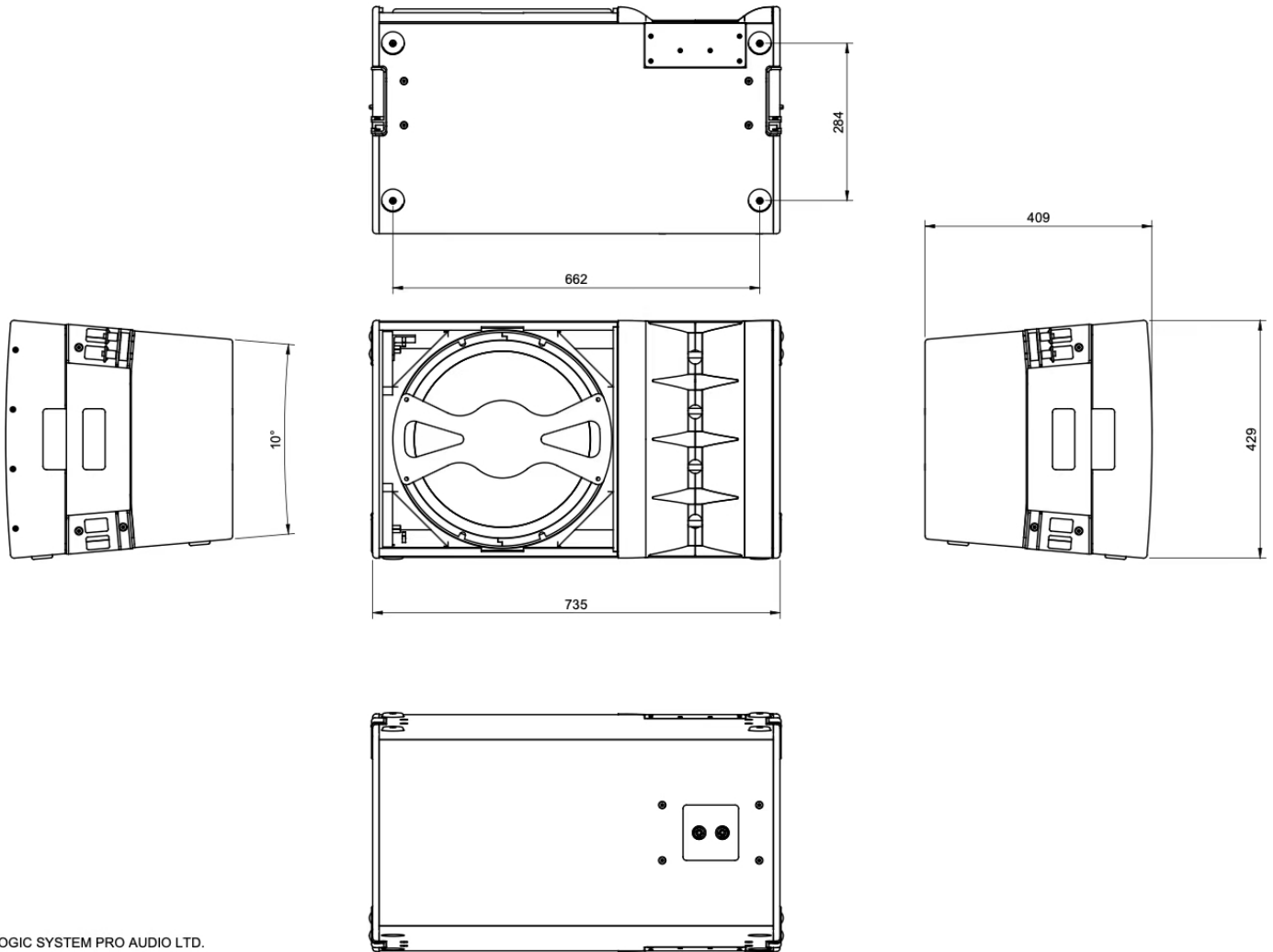
Dispersion (-6dB), Horizontal x Vertical.....100° x 10°
Max SPL (calculated), continuous.....131dB
Max SPL (calculated), peak (6dB crest factor).....137dB
Max SPL (calculated), peak (12dB crest factor).....143dB
Frequency Response (-3dB).....56Hz-20kHz
At -10dB.....-10dB @ 46Hz

Cabinet Specification

Connectors.....2x Neutrik® NL4 1+/1-
Flying Hardware.....Integral side brackets, link bars and Quick release pins
Cabinet Coating.....Polyurea
Weight.....35.4kg (78.04lb), with Carton 38.7kg (85.32lb)
Dimensions (H*W*D mm)431*737*400, with Carton 484*780*468

Sectre CC1510

Constant Curvature
Passive Speaker



COPYRIGHT LOGIC SYSTEM PRO AUDIO LTD.

